

N



M 1/750

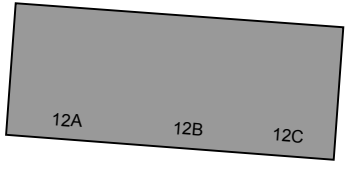
4/8

3/10

3/6

5/5

55/1

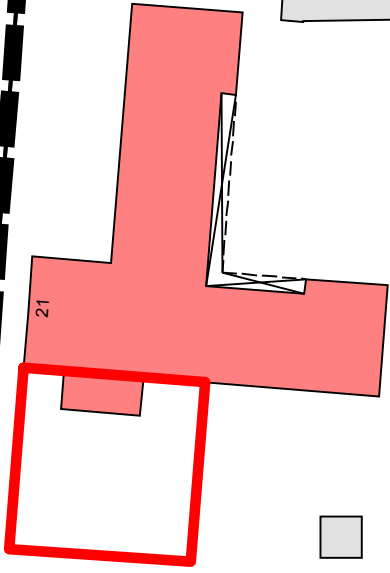
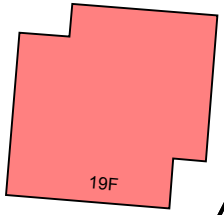
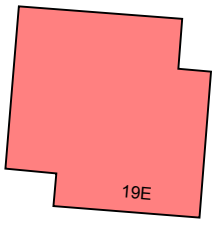


Orner Weg

P

61/22

61/2



61/21

61/20

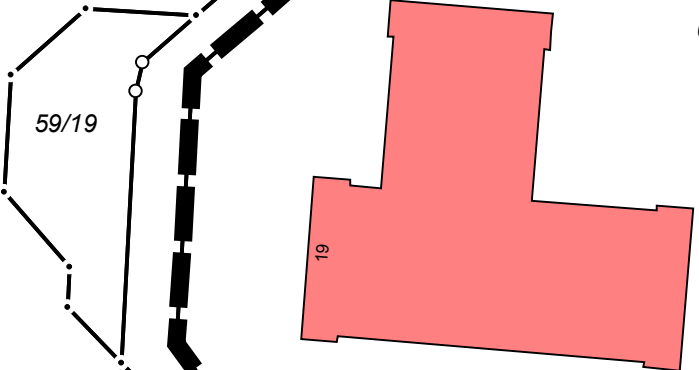
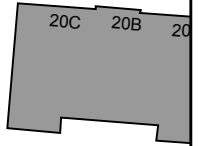
59/32

19E

19F

59/20

61/25



60/11

61/24

59/19

19

61/17

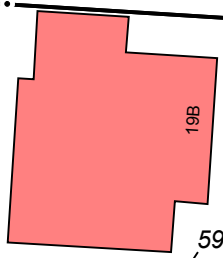
61/7

59/22

59/30

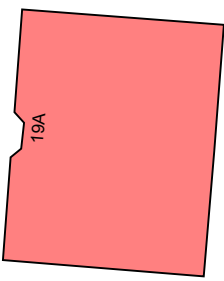
61/16

61/8



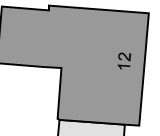
59/28

59/29



61/29

61/28

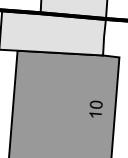


23

59/25

60/7

61/26



59/18

44

10